

# MOTION

AN ADJUSTABLE BED COLLECTION

From The **VogueBedsGroup™**



May 2023

## An Adjustable Bed Collection

[www.voguebeds.co.uk](http://www.voguebeds.co.uk)



Company Registration No; 2783102 ; VAT No 536 2877 20

All sizes are approximate and are subject to manufacturers tolerance.

# MOTION

AN ADJUSTABLE BED COLLECTION

From The **VogueBedsGroup**<sup>™</sup>

**Based right in the heart of the UK, we've been at the centre of the mattress business for over 30 years, celebrating this anniversary in 2020.**

**The Group incorporates, Repose Beds, Helix Mattresses, Hampton Bed Company, Swift (Vacuumed Packed) Mattress Company and Vogue Beds Contract Solutions. We also have a upholstery division which manufactures headboards, Divan & Ottoman bases along with Bedsteads and Bedframes and innovative storage solution divan bases.**

## Contents

Page 3 - Adjustable Base & options

Page 4 - Adjustable Base & options - Infrared Remote & feet options

Page 5 - Classic Adjustable Base

Page 6 - Bedstead Adjustable Bed

Page 7 - Helix<sup>™</sup> Pocket Adjustable Mattress Info

Page 8 - Avalon Eco Helix<sup>™</sup> Pocket Adjustable Mattress

Page 9- Cashmere Gold Helix<sup>™</sup> Pocket Adjustable Mattress - Natural

Page 10 - Bliss Helix<sup>™</sup> Pocket Adjustable Mattress - Vegan Friendly

Page 11 - Cloud Gravity Gel Helix<sup>™</sup> Adjustable Mattress

Page 12 - Windsor Blu Cool<sup>™</sup> Memory Helix<sup>™</sup> Adjustable Mattress

Page 13 - Swift Adjustable Mattress Info

Page 14 - Swift Memory 200

Page 15 - Swift Gravity Gel 300

Page 16 - Swift Blu Cool Memory<sup>™</sup> 400

Page 17 - Swift Blu Cool Memory<sup>™</sup> 600

Page 18 - Swift Talalay Latex 300

Page 19 - Swift Hybrid Pocket 2000

# MOTION

AN ADJUSTABLE BED COLLECTION

From The **VogueBedsGroup**

## Adjustable Base & Options

Vogue's Motion Bed collection is designed to provide maximum comfort and support by individually adjusting to suit sleepers preferred reading and sleeping position or to stop gamers' aches and pains.

Our latest range of five-part, fully adjustable electric frames comes with a choice of mattresses and optional extras; including a massage unit with infrared remote controls and night light.

We offer an extensive range of Pocket & Foam interior mattresses to suit all price points and cater for furniture shops and dedicated bed shops to the ever-growing mobility market shops which require bespoke adjustable bed solutions.


### Adjustable Base

All adjustable beds feature a 5 part action frame, with individual neck, back, lumbar, upper leg and lower leg sections. The two motors are housed within one motor housing unit (one for the head & one for the leg).

The highly advanced frame contains 28 sprung birch slats 60mm wide, each reacting automatically to body shape and weight. The middle section of the action frame is also equipped with torsion slats. The adjustment can be achieved by sliding the black twin rubber 'shoes' to the desired position to achieve better torsion, this will provide extra support and comfort to the mattress.

The remote control is wired to the base unit and features simple menu functions for raising and lowering both upper and lower body.

The robust motor unit is very quiet due to the two excellent 6500 newton gas cylinders working in tandem with the load bearing points which are bolted and sleeved to prevent squeaks and help achieve a weight capacity of 25 stone.



Torsion Settings

AVAILABLE IN:

Single • Small Double • Double (One base unit & One mattress)  
King size • Super King size (Two base units & Two mattresses)

## Adjustable Base & Options

### Massage unit with night light & infrared remote control

All adjustable bed units can be upgraded to a massage unit. The whole upgrade offers a separate head and foot massage unit which is easily connected to the 5 part frame and provides 15 plus different combinations of Massages.

The massage unit also comes with a base remote unit which features a night light, The light emitted is bright enough to radiate the immediate area but not strong enough to cause irritation and is an added feature along with the massage unit.

The massage units and night light is operated by an infrared remote control unit, this unit also controls all the features of the adjustable unit including the 5 part motor.



Infrared Remote Hand



Double motor unit


### Feet option for Deep, Shallow & Bedstead Adjustable Base

Glides will be supplied as standard on any Adjustable Base. Double and Single wheel castors are available at no extra cost on any Adjustable base.

For deep adjustable bases we have the following feet as an optional extra - Wooden Bun Feet, Wooden Hampton feet & Steel Shepard's castors.

On shallow adjustable bases, the following are available as optional extra - Wooden skittle leg, Standard Regal leg & brushed steel leg. All the optional extra feet are available as a no cost option on the Adjustable Bedstead.

More information on leg options are available in the Main Upholstery brochure.




Wooden Bun Feet



Wooden Hampton Feet



Steel Shepard's castors



Wooden Skittle Leg



Wooden Regal Leg



Brushed Steel Leg



# Classic Adjustable Base

The Classic adjustable base is available in 25 fabric choices and comes complete with a five action, electrically adjustable bed frame with a six button handset, and hardwired to eliminate interference.

**We offer 2 types of Adjustable Bases.**

The Classic Adjustable Base is available in 2 depths, a deep or shallow base. The Classic Deep Base is 31cm deep and is available with drawers & with a choice of glides or castors.

The Shallow base is 21cm deep is available with various leg options and 25 fabric options.

AVAILABLE IN:

Small Single • Single • Small Double • Double (One base unit & One mattress)  
King size • Super King size (Two base units & Two mattresses)



Classic Adjustable Deep Base



Classic Adjustable Shallow Base



Classic Adjustable Deep Base with Drawers

# Bedstead Adjustable Bed

**The Adjustable Bedstead is available with a choice of 15 designs and 25 fabric choices. These Bedsteads provide a very premium & luxury look to enhance any bedroom, creating a very elegant look.**

The Single, Small Double and Double Adjustable Bedstead comes with one five-action electrically adjustable base unit and one mattress.

The King size and Super King size versions comes with two separate five action electrically adjustable base units, the two units are operated by two separate six-button handset to operate each side.

AVAILABLE IN:

Single • Small Double • Double (One base unit & One mattress)  
King size • Super King size (Two base units & Two mattresses)



FS Adjustable Bedstead in Poplin Taupe

A choice of feet options are available at no extra cost on the adjustable bedstead only. We have a choice of Wooden bun, Wooden Hampton, Brushed steel or the standard Wooden Regal leg as per the image.

More information on leg options are available in the Main Upholstery brochure.

# Helix Pocket™ Adj Mattress

We have a choice of 5 Pocket Adjustable mattresses featuring the Helix™ Intelligent Pocket Spring that adapts to you

Helix Pocket Spring provides a special combination of responsiveness, comfort, and support, making the springs highly receptive to individual body weights and shapes.

Premium quality innersprings with a distinctive, progressive design for better weight distribution

PRODUCT BROCHURE 2022



HELIX™  
*Pocket Spring*

From The **VogueBedsGroup™**

The innovative Helix Pocket Spring products are here.  
Welcome to the new generation.

**VogueBedsGroup™**  
Est. 1990

More information on Helix™ Pocket springs is available in the Main Helix brochure.

# Avalon Eco Sleep Helix™ Pocket Sprung



**1000 Helix™ Adjustable Pocket Spring System**  
**Specifically for Adjustable beds with medium to soft support**  
**Layer of Smart Fibres fillings encased in 'Cool Touch' Soft Knit Fabric**  
**Hand Tufted 23cm Deep mattress.**

**Vegan Environmentally Friendly - This mattress uses recycled plastic fibre fillings, helping save recyclable products from landfill and help towards a sustainable future.**



**Mattress size in Single Mattress in 75cm or 90cm x 198cm**  
**Double Mattress in 120cm or 135cm x 198cm**



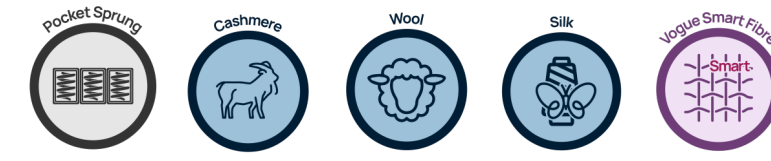
# Cashmere Gold Helix™ Pocket Sprung



**1000 Helix™ Adjustable Pocket Spring System**  
**Natural Woollen Tufts with Natural Cashmere, Wool & Silk Fillings**  
**100% Egyptian Cotton fabric with Anti-microbial Protection for hygienic freshness. 27cm Deep.**

**Cashmere, Wool & Silk – Natural Fillings helps to keep you cool in Summer & cosy in Winter whilst the Cotton fabric helps to wick away moisture keeping you fresh and dry.**

**100% Egyptian Cotton fabric - This soft but resilient 100% Egyptian Cotton fabric has added anti-fungal treatment which helps to eliminate bed bugs.**



**Mattress size in Single Mattress in 75cm or 90cm x 198cm**  
**Double Mattress in 120cm or 135cm x 198cm**

# Bliss

## Helix™ Pocket Sprung




**1000 Helix™ Adjustable Pocket Spring System**  
**Cool Airstream Fibre Fillings - Micro Quilted with Smart Fibre Fillings**  
**Soft Knit Fabric treated with Health Guard - 27cm Deep.**

**Airstream Fibre - Features a layer of hypoallergenic fibre meaning temperature is regulated better during the night for a better sleep quality.**

**Health Guard uses probiotics to help natural protection. The friendly 'bacteria' is an all-natural and effective protection, increasing the strength of the immune system.**

**Vegan Environmentally Friendly - This mattress uses recycled plastic fibre fillings, helping save recyclable products from landfill and help towards a sustainable future.**



**Mattress size in Single Mattress in 75cm or 90cm x 198cm**  
**Double Mattress in 120cm or 135cm x 198cm**

# Cloud Gravity Gel Helix™ Pocket Sprung

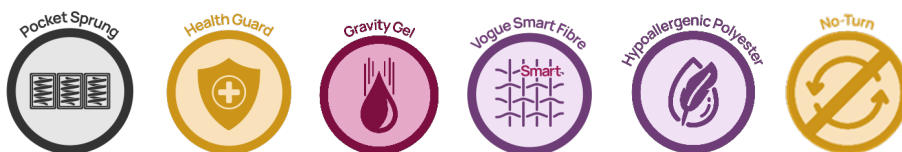


**1000 Helix™ Adjustable Pocket Spring System**  
**Gravity Gel Foam - Micro Quilted with Smart Fibre Fillings**  
**Soft Knit Fabric treated with Health Guard - 27cm Deep.**

**Gravity Gel - Quality Gel Feel foam for a unique feel and optimum pressure relief with body support. This layer is also faster cooling to support quality sleep.**

**Health Guard uses probiotics to help natural protection. The friendly 'bacteria' is an all-natural and effective. protection, increasing the strength of the immune system.**

**Tencel is a natural fibre that produces fabric more absorbent than cotton, softer than silk and cooler than linen.**



**Mattress size in Single Mattress in 75cm or 90cm x 198cm**  
**Double Mattress in 120cm or 135cm x 198cm**

# Windsor Blu Cool Memory™ Helix™ Pocket Sprung



**1000 Helix™ Adjustable Pocket Spring System**  
**Next Generation Memory Foam – Blu Cool Foam™ - Micro Quilted with**  
**Smart Fibre Fillings - Soft Knit Fabric treated with Health Guard - 27cm Deep.**

**Blu Cool Memory - Developed to combat the heat**  
**memory foam generates. This new technology still**  
**provides the unique comfort but without the heat.**

**Health Guard uses probiotics to help natural protection. The friendly**  
**'bacteria' is an all-natural and effective.**  
**protection, increasing the strength of the immune system.**

**Smart Fibre & Hypo Allergenic Polyester - Developed specially to repel aller-**  
**gens and allow air flow through the mattress.**



**Mattress size in Single Mattress in 75cm or 90cm x 198cm**  
**Double Mattress in 120cm or 135cm x 198cm**



# Swift Mattresses - The perfect choice for Adjustable Bedframes



From The VogueBedsGroup™

## Swift UK Made Mattresses Packed with comfort

### Why are Swift Mattresses different to other Vacuumed Mattresses?

The difference is we manufacture our quality mattresses all in house, right here in the heart of England! which we then vacuum and roll pack for ease of distribution. We have been manufacturers mattresses since 1990. So, we know what it takes to provide a perfect night's sleep!

Choose from a choice of Breathable mattresses! For specific use on bunk beds or for a spare room mattress to the premium Hybrid Pocket for the master bedroom.



**Mattress size in Single Mattress in 75cm or 90cm x 198cm  
Double Mattress in 120cm or 135cm x 198cm**

# Memory 200 Swift Foam



All Swift Mattresses are 'Vacuum Roll Packed' and ready for you to simply take home today... there's no waiting days or weeks for delivery. Once unrolled, yours will look and feel just as luxurious as a high-quality traditional mattress.

**HD Foam** - Enhanced high density Reflex Foam with a high resilience core and perfect for any base.

**Memory Foam** - Our standard Memory Foam evenly distributes pressure to ensure, good healthy blood circulation.



**Mattress size in Single Mattress in 75cm or 90cm x 198cm  
Double Mattress in 120cm or 135cm x 198cm**

# Gravity Gel 300

## Swift Foam



All Swift Mattresses are 'Vacuum Roll Packed' and ready for you to simply take home today... there's no waiting days or weeks for delivery. Once unrolled, yours will look and feel just as luxurious as a high-quality traditional mattress.

30mm high quality Gravity Gel foam for optimum pressure relief and body support. This durable layer is faster cooling and the low heat retention supports quality sleep. Enhanced high density Reflex Foam with a high resilience core and perfect for any base. Soft knit Active Plus fabric contains 'Anti-Static' properties. 20cm Deep mattress with a Medium to Firm Feel




**Mattress size in Single Mattress in 75cm or 90cm x 198cm**  
**Double Mattress in 120cm or 135cm x 198cm**

# Blu Cool Memory™ 400 Swift Foam



All Swift Mattresses are 'Vacuum Roll Packed' and ready for you to simply take home today... there's no waiting days or weeks for delivery. Once unrolled, yours will look and feel just as luxurious as a high-quality traditional mattress.

30mm 'dual layer' of our 'stay fresh' Blu Cool Memory Foam™ evenly distributes pressure to ensure good healthy blood circulation. Enhanced high density Reflex Foam with a high resilience core and perfect for any base. Soft knit Active Plus fabric contains 'Anti-Static' properties. 20cm Deep mattress with a Medium to Firm Feel



Mattress size in Single Mattress in 75cm or 90cm x 198cm  
Double Mattress in 120cm or 135cm x 198cm



# Blu Cool Memory™ 600 Swift Foam




All Swift Mattresses are 'Vacuum Roll Packed' and ready for you to simply take home today... there's no waiting days or weeks for delivery. Once unrolled, yours will look and feel just as luxurious as a high-quality traditional mattress.

50mm 'dual layer' of our 'stay fresh' Blu Cool Memory Foam™ & standard Memory Foam for additional support & comfort.

Blu Cool Memory Foam™ evenly distributes pressure to ensure good healthy blood circulation.

Enhanced high density Reflex Foam with a high resilience core and perfect for any base. Soft knit Active Plus fabric contains 'Anti-Static' properties.

21cm Deep mattress with a Medium to Firm Feel



Mattress size in Single Mattress in 75cm or 90cm x 198cm  
Double Mattress in 120cm or 135cm x 198cm

# Talalay Latex 300 Swift Foam




All Swift Mattresses are 'Vacuum Roll Packed' and ready for you to simply take home today... there's no waiting days or weeks for delivery. Once unrolled, yours will look and feel just as luxurious as a high-quality traditional mattress.

30mm high quality Reflex Foam layer with a 'zoned' Talalay latex panel for durability. Latex has fantastic recovery properties & keeps cool in summer & warm in winter. Enhanced high density Reflex Foam with a high resilience core and perfect for any base. Soft knit Active Plus fabric contains 'Anti-Static' properties. 20cm Deep mattress with a Medium Feel



Mattress size in Single Mattress in 75cm or 90cm x 198cm  
Double Mattress in 120cm or 135cm x 198cm

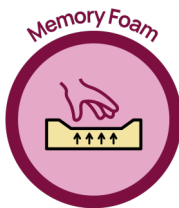
# Hybrid Pocket 2000 Swift Foam



30mm high quality Gravity Gel for optimum pressure relief and body support, this durable layer is faster cooling, and the low heat retention supports quality sleep

30mm layer of Memory foam evenly distributes pressure to ensure good healthy blood circulation. 2000 Nano pocket coils offering the perfect balance in weight distribution. Micro Quilted panel with 'smart fibre' fillings offering

- Enhanced high density Reflex Foam with a high resilience core and perfect for any base  
23cm Deep mattress with a Medium Feel.



Mattress size in Single Mattress in 75cm or 90cm x 198cm  
Double Mattress in 120cm or 135cm x 198cm

# MOTION

AN ADJUSTABLE BED COLLECTION

From The **VogueBedsGroup**<sup>™</sup>

## Additional Information

1. No Special sizes.
2. Small Single - 2'6 = 75cm, Single - 3'0 = 90cm, Small Double - 4'0 = 120cm, Double - 4'6 = 135cm, King - 150cm, Super King - 180cm; length for all adjustable units is 6'6 = 198cm  
The sizes above relate to adjustable mattress sizes ONLY.
3. The controlling sizes above for all mattresses and beds is Metric and approximate, (Imperial sizes are for guide only).
4. Static Bases only order will be charged at the Base only price depending on Fabric.
5. Information on taking care of your adjustable mattress is available in the Warranty and guarantee care guide for Adjustable Mattresses & Bases
6. We offer a 5 to 10 working day lead time with our national deliveries, which are all handled by our own fleet of vehicles. We also offer an optional 2 man DHD (Direct Home Delivery) service to room of choice direct to the end user.
7. Standard Terms and Conditions apply

**VogueBedsGroup**<sup>™</sup>  
Est. 1990

Kingsfield House, Arthur Street, Barwell, Leicestershire, LE9 8GZ

Tel: 01455 841257

email - [sales@voguebeds.co.uk](mailto:sales@voguebeds.co.uk)  
[www.voguebeds.co.uk](http://www.voguebeds.co.uk)

